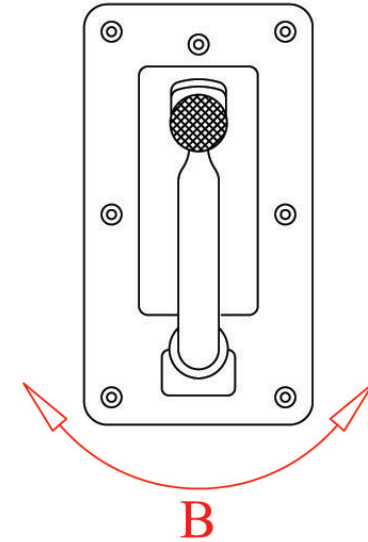
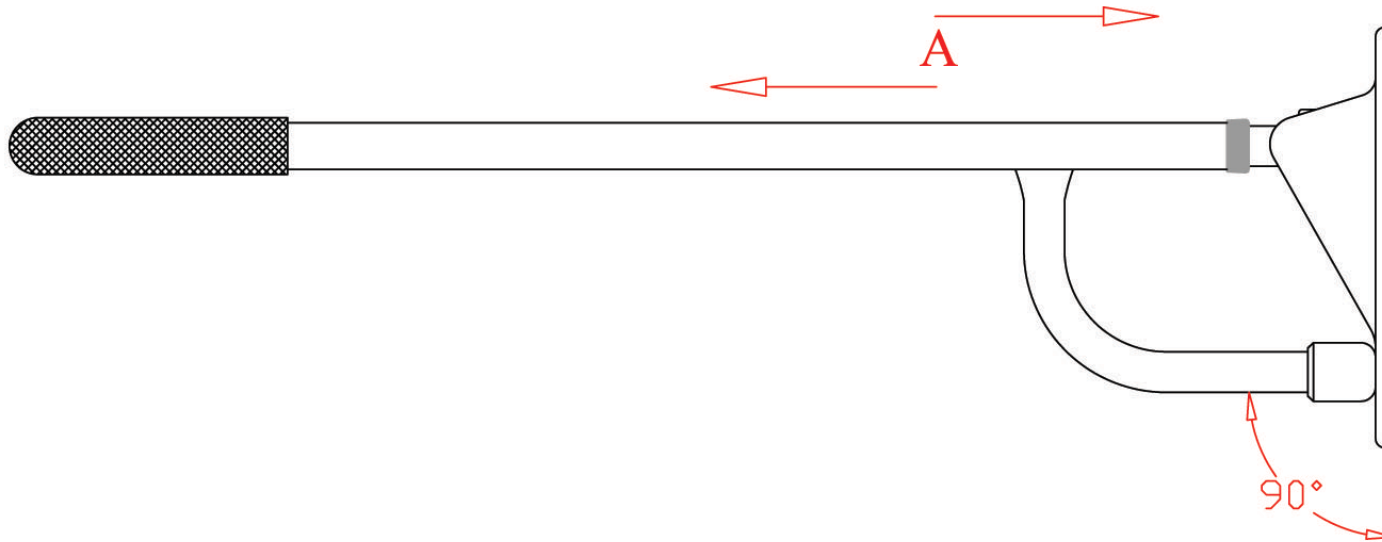


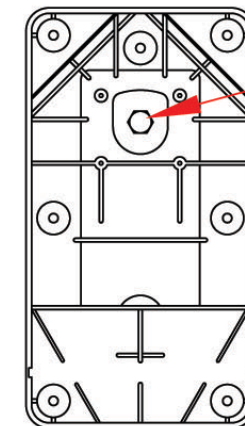
STOCKTON LIFT UP SUPPORT ARM CODE No 02056 / 02056SL.



If There Is Any Movement In The Direction Of Arrows
"A" Or "B" Use The Following Procedure To
Re-Tighten.

- 1} Remove the wall bracket from wall.
- 2} Slacken bolt indicated "C" at rear of bracket.
- 3} Adjust the rail so that it is aligned at 90° to the wall.
- 4} Re-tighten bolt fully.

Failure to re-tighten may result in personal injury!



C
MUST BE
FULLY
TIGHT.